



EPYG22 IN NUMBERS



EPYG 2022

EPYG 22

Teams 29

Athletes 415

Coaches 172

Team staff 150

Chef de Mission 29

Classifiers 22

International referees 14

Technical delegates 4


EPC Board Members 6

Volunteers (Finnish) 160

LOC 10

Staff 30

Total 1012 people






EPYG 2022

EPYG 22 Teams

Belgium (10) , Bulgaria (6), Croatia (28), Czech Republic (19), Denmark (18), Estonia (14), Faroe Island (5), Finland (44), France (67), Germany (28), Great Britain (24), Greece (49), Hungary (19), Iceland (8), Ireland (15), Israel (29), Italy (109), Lithuania (8), Montenegro (5), Netherlands (15), Norway (23), Poland (23), Portugal (45), Romania (8), Slovakia (25), Slovenia (10), Spain (85), Sweden (19), Turkey (8)






EPYG 2022

EPYG 2022 – number of athletes

- Athletics 87
- Swimming 111
- Table Tennis 68
- Boccia 37
- Goalball 36
- Judo 20
- Wheelchair Basketball 47
- Showdown 13






EPYG 2022

Stream

	views
Swimming	
1.7.	5110
2.7.	2031
Athletics	
1.7.	3706
2.7.	2191
Judo	
1.7.	1730
Showdown	
1.7.	1035
2.7.	641
3.7.	744
Goalball	
1.7.	3741
2.7.	2354
3.7.	2076
Table tennis	
1.7.	3193
2.7.	2043
3.7.	1157
Wheelchair Basketball	
1.7.	4621
2.7.	2911
3.7.	2806
Boccia	
1.7.	2380
2.7.	1479
3.7.	1010
total views	46959






EPYG 2022

Website

- Timeframe 1.5.-31.7.
- Unique visitors 10 314
- Visits 209 059
- 1.7. most visits 2664/day
- Most visits: Finland, Italy, France, Spain, Great Britain, Germany, Portugal






EPYG 2022

EPYG 2022 – media

- Timeframe 20.6.-11.7.
- 1338 mentions in social media
- Twitter 68% (913 mentions), instagram 26% (349 mentions), 6% blog posts
- 200 articles in digital media
- Italy 109 articles (Zazoom 31 and La Gazzetta Dello Sport 12 articles), Spain 19 , Croatia 13



Feedback survey

- Feedback survey for teams
- 112 answers, answer percent 14,62%

	1	2	3	4	5	Average	Median
Event website	2,9%	4,8%	33,7%	41,3%	17,3%	3,7	4,0
Sportity app	6,5%	5,6%	19,4%	32,4%	36,1%	3,9	4,0
Transportation	8,5%	9,4%	14,2%	35,8%	32,1%	3,7	4,0
Accommodation	5,5%	10,9%	22,7%	33,6%	27,3%	3,7	4,0
Meals	16,5%	23,0%	25,7%	22,9%	11,9%	2,9	3,0
Competition office	4,6%	4,6%	30,3%	33,0%	27,5%	3,7	4,0
Training Venues	3,6%	9,1%	17,3%	35,5%	34,5%	3,9	4,0
Training Schedules	6,4%	8,2%	20,9%	29,1%	35,4%	3,8	4,0
Competition Venues	3,7%	10,2%	23,1%	30,6%	32,4%	3,8	4,0
Competition Schedules	6,5%	5,6%	25,9%	28,7%	33,3%	3,8	4,0
Classification	8,4%	7,5%	27,1%	27,1%	29,9%	3,6	4,0
Referees	9,3%	13,0%	23,1%	32,4%	22,2%	3,5	4,0
Officials	3,7%	5,6%	25,0%	37,0%	28,7%	3,8	4,0
Opening and closing ceremonies	2,8%	12,3%	22,6%	45,3%	17,0%	3,6	4,0
Medal ceremonies	9,3%	12,2%	31,8%	28,0%	18,7%	3,3	3,0
Site event programm	5,7%	6,6%	34,0%	39,6%	14,1%	3,5	4,0
Even staff	2,8%	4,6%	15,7%	42,6%	34,3%	4,0	4,0
Atmosphere in EPYG22	0,9%	4,6%	9,2%	45,9%	39,4%	4,2	4,0

	1	2	3	4	5	Average	Median
Entry forms	0,0%	11,1%	22,2%	33,4%	33,3%	3,9	4,0
Communication with the LOC	0,0%	0,0%	11,8%	41,2%	47,0%	4,4	4,0

